




Check ommand


The **check** command is available since the release of WebSpellChecker 5.5.4x in October 2019. It combines all available check types (spelling and grammar) of text in a single command.

 **Command name:** check

Here is a list of all possible parameters and values that can be used with the **check** command.

 The list of parameters can be used and available only when **spelling check is enabled**. These parameters are marked with yellow color.

#	Parameter	Possible Values	Default Value	Description
1	format	<ul style="list-style-type: none">jsonxml	json	The response format for output data.
2	callback	<ul style="list-style-type: none">callback function name		A callback function name that will be used to manipulate with the JSON data received from the server. Such approach enables sharing of data bypassing same-origin policy. It can be used only along with "format=json".
3	text	<ul style="list-style-type: none">plain text		A piece of text which will be sent for check. The text has to be in the UTF-8 encoding. Any found tags in the text will be interpreted as plain text as well. <div> Avoid using # and & symbols in the text.</div>
4	tokens	<ul style="list-style-type: none">Array of strings, e.g. ["This is a sentence number 1.", "This is a sentence number 2."]		A piece of text separated in tokens that will be sent for check. The text should be presented as an array of strings. Right now each string is a token which equals one sentence. <div> You can use either tokens or text at a time in a request. However, using text is more common.</div>
5	lang	<ul style="list-style-type: none">Supported languages (e.g. ar_SA)	en_US	A short code of a language which will be used for check.
6	disable_spelling	<ul style="list-style-type: none">truefalse	false	Disable the check text for spelling errors.
7	disable_grammar	<ul style="list-style-type: none">truefalse	false	Disable the check text for grammar and style problems.
8	user_dictionary	<ul style="list-style-type: none">user dictionary name (e.g. testdict)		A user dictionary name which will be used during spell checking.
9	user_wordlist	<ul style="list-style-type: none">additional wordlist		The list of additional comma-separated words which will be used for spell checking.
10	custom_dictionary	<ul style="list-style-type: none">custom dictionary IDs (e.g. 100694)		Global custom dictionary ID(s) which can be used during spell checking. <div> Each new Dictionary on the creation obtains its unique Dictionary ID. Depending on the type of the version of product you are using, refer to Cloud or Server guides respectively.</div>
11	ignore_all_caps	<ul style="list-style-type: none">0 – Do not ignore all words written in capital letters (e.g. UPPERCASE).1 – Ignore all words written in capital letters.	0	Ignore capitalized words.

12	ignore_words_with_numbers	<ul style="list-style-type: none"> 0 – Do not ignore words that contain numbers (e.g. Number1). 1 – Ignore words that contain numbers. 	0	Ignore words containing numbers.
13	ignore_mixed_case	<ul style="list-style-type: none"> 0 – Do not ignore words with mixed case letters (e.g. MixedCase). 1 – Ignore words with mixed case letters. 	0	Ignore words written with mixed case letters.
14	ignore_domain_names	<ul style="list-style-type: none"> 0 – Do not ignore web addresses that start with either "www", "http:" or "https:" and end with a domain name. 1 – Ignore web addresses and domain names. 	0	Ignore domain names, web addresses.
15	min_word_length	<ul style="list-style-type: none"> minimal number of letters in a word to be checked 	3	The minimal number of letters in the word which will be checked for spelling. E.g. if 3 is specified, the words with 2 letters and less will be ignored.
16	custom_punctuation	<ul style="list-style-type: none"> string of chars (e.g. "-") 	-	A list of characters that should be considered as delimiters during spelling check.
17	short_answer	<ul style="list-style-type: none"> true false 	false	<p>Shorten every static string JSON key name, like messages or type down to its first character, for example:</p> <ul style="list-style-type: none"> <i>m</i> - matches, message <i>o</i> - offset <i>l</i> - length <i>t</i> - type <i>r</i> - rule <i>s</i> - suggestions
18	customerid	<ul style="list-style-type: none"> your-service-id value 		<p>A special service ID value (activation key) that has to be passed to a request query. It's obtained upon subscription to the Cloud services (paid or trial).</p> <div>  Applicable only for the Cloud version. </div>
19	auto_lang_priorities	{"en":"en_US", "es":"es_ES"}		Priority of language dialect for auto-detected language code. For example, if auto-detect returns "en", then American English will be used as a language for check.
20	disable_style_guide	<ul style="list-style-type: none"> true false 	false	Disabling style guide functionality starting WebSpellChecker v.5.29.0.0
21	disabled_rules	<ul style="list-style-type: none"> array 	[]	Disabling specific grammar rules IDs starting WebSpellChecker v.5.29.0.0
22	disabled_categories	<ul style="list-style-type: none"> array 	[]	Disabling specific grammar rules categories starting WebSpellChecker v.5.29.0.0
23	enforce_ai	<ul style="list-style-type: none"> true false 	false	To replace the classic algorithmic engines with an AI-powered engine starting WebSpellChecker v.5.25.0.0. It only works along with American, British, Canadian and Australian English.

Response Structure

The **result** is an array of objects which contains matches, where **matches** is also an array of objects consisting of attribute-value pairs.

The table below represents the following attribute-value pairs:

Attribute	Type	Value	Description
type	string	<ul style="list-style-type: none"> spelling grammar 	Type of the problem found.
offset	number		Start position of a problem found in a sentence/text; start position value here equals '0'.

length	number		The length of offset from the beginning of the error; offset here is the beginning of error related to sentence/text plus the length of the error.
ud	boolean	<ul style="list-style-type: none"> • true 	True if a misspelled word is present in a user dictionary. This attribute-value pair is used to indicate the application not to underline the word in UI.
suggestions	array of strings		Suggested corrections for spelling, grammar or style problem.
rule	string		A short description of the problem by rule; available only for type 'grammar'.
message	string		Description of the problem; available only for type 'grammar'.

Type: Spelling

```
{
  "result": [
    {
      "matches": [
        {
          "type": "spelling",
          "offset": X1,
          "length": Y1,
          "ud": true,
          "suggestions": ["..."]
        }
      ]
    }
  ]
}
```

Type: Grammar

```
{
  "result": [
    {
      "matches": [
        {
          "type": "grammar",
          "offset": X2,
          "length": Y2,
          "rule": "...",
          "message": "...",
          "suggestions": ["..."]
        }
      ]
    }
  ]
}
```

Example 1.1 [GET]: Check request for American English text with all available check types (output in JSON)

Request URL (GET):

`http(s)://svc.webspellchecker.net/api?cmd=check&text=this sampl text demonstrates the work of the Web API service.&lang=en_US&format=json&customerid=[your-service-id]`

Parameters:

- Command: *check*
- Text: *this sampl text demonstrates the work of the Web API service.*
- Language: *en_US*
- Format: *json*

Request response:

```
{
  "result": [
    {
      "matches": [
        {
          "type": "spelling",
          "offset": 5,
          "length": 5,
          "suggestions": [
            "sample",
            "sampled",
            "sampler",
            "samples",
            "ample",
            "amply",
            "scamp",
            "stamp"
          ]
        },
        {
          "type": "grammar",
          "offset": 0,
          "length": 4,
          "rule": "UPPERCASE_SENTENCE_START",
          "message": "This sentence does not start with an uppercase letter",
          "suggestions": [
            "This"
          ]
        }
      ]
    }
  ]
}
```

Example 1.2 [GET]: Check request for American English text with all available check types (output in XML)

Request URL (GET):

`http(s)://svc.webspellchecker.net/api?cmd=check&text=this sampl text demonstrates the work of the Web API service.&lang=en_US&format=xml&customerid=[your-service-id]`

Parameters:

- Command: *check*
- Text: *this sampl text demonstrates the work of the Web API service.*
- Language: *en_US*
- Format: *xml*

Request response:

```

<result>
  <result>
    <matches>
      <matches>
        <type>spelling</type>
        <offset>5</offset>
        <length>5</length>
        <suggestions>
          <suggestions>sample</suggestions>
          <suggestions>sampld</suggestions>
          <suggestions>sampler</suggestions>
          <suggestions>samples</suggestions>
          <suggestions>ample</suggestions>
          <suggestions>amply</suggestions>
          <suggestions>scamp</suggestions>
          <suggestions>stamp</suggestions>
        </suggestions>
      </matches>
      <type>grammar</type>
      <offset>0</offset>
      <length>4</length>
      <rule>UPPERCASE_SENTENCE_START</rule>
      <message>This sentence does not start with an uppercase letter</message>
      <suggestions>
        <suggestions>This</suggestions>
      </suggestions>
    </matches>
  </result>
</result>

```

Example 1.3 [GET]: Check request for American English text as two tokens with all available check types (output in JSON)

Request URL (GET):

https://svc.webspellchecker.net/api?cmd=check&tokens=["this sampl text.", " It demonstrate the work of the Web API service."]&lang=en_US&customerid=[your-service-id]

Parameters:

- Command: *check*
- Tokens: *["this sampl text.", " It demonstrate the work of the Web API service."]*
- Language: *en_US*
- Format: *json*

Request response:

```
{
  "result": [
    {
      "matches": [
        {
          "type": "spelling",
          "offset": 5,
          "length": 5,
          "suggestions": [
            "sample",
            "sampled",
            "sampler",
            "samples",
            "ample",
            "amply",
            "scamp",
            "stamp"
          ]
        },
        {
          "type": "grammar",
          "offset": 0,
          "length": 4,
          "rule": "UPPERCASE_SENTENCE_START",
          "message": "This sentence does not start with an uppercase letter",
          "suggestions": [
            "This"
          ]
        }
      ]
    },
    {
      "matches": [
        {
          "type": "grammar",
          "offset": 4,
          "length": 11,
          "rule": "IT_VBZ",
          "message": "Did you mean demonstrates?",
          "suggestions": [
            "demonstrates"
          ]
        }
      ]
    }
  ]
}
```

Example 1.4 [GET]: Check request for American English text as two tokens with all available check types and shortened response (output in JSON)

Request URL (GET):

`https://svc.webspellchecker.net/api?cmd=check&tokens=["this sampl text.", " It demonstrate the work of the Web API service."]&lang=en_US&short_answer=true&customerid=[your-service-id]`

Parameters:

- Command: *check*
- Tokens: *["this sampl text.", " It demonstrate the work of the Web API service."]*
- Language: *en_US*
- Format: *json*
- Short Answer: *true*

Request response:

```
{
  "r": [
    {
      "m": [
        {
          "t": "spelling",
          "o": 5,
          "l": 5,
          "s": [
            "sample",
            "sampled",
            "sampler",
            "samples",
            "ample",
            "amply",
            "scamp",
            "stamp"
          ]
        },
        {
          "t": "grammar",
          "o": 0,
          "l": 4,
          "r": "UPPERCASE_SENTENCE_START",
          "m": "This sentence does not start with an uppercase letter",
          "s": [
            "This"
          ]
        }
      ]
    },
    {
      "m": [
        {
          "t": "grammar",
          "o": 4,
          "l": 11,
          "r": "IT_VBZ",
          "m": "Did you mean demonstrates?",
          "s": [
            "demonstrates"
          ]
        }
      ]
    }
  ]
}
```

Example 1.4 [POST]: Check request for American English text with all available check types (output in JSON)

Here we use the same request and parameters as described in **example 1.1** but form it as a POST request.

Request URL (POST):

`https://svc.webspellchecker.net/api?`

Body (Raw):

`cmd=check&text=this sampl text demonstrates the work of the Web API service.&lang=en_US&format=json&customerid=[your-service-id]`

Request response:

```
{
  "result": [
    {
      "matches": [
        {
          "type": "spelling",
          "offset": 5,
          "length": 5,
          "suggestions": [
            "sample",
            "sampled",
            "sampler",
            "samples",
            "ample",
            "amply",
            "scamp",
            "stamp"
          ]
        },
        {
          "type": "grammar",
          "offset": 0,
          "length": 4,
          "rule": "UPPERCASE_SENTENCE_START",
          "message": "This sentence does not start with an uppercase letter",
          "suggestions": [
            "This"
          ]
        }
      ]
    }
  ]
}
```

Example 1.5 [POST]: Check request for text with the auto-detected language (output in JSON)

In this POST type request, we use “auto” as a value for language and define the priorities for the language dialects. If “en” is detected, then AI-based English will be used during check request.

Request URL (POST):

<https://svc.webspellchecker.net/api?>

Body (Raw):

cmd=check&text=this sampl text demonstrates the work of the Web API service.&lang=auto&format=json&customerid=[your-service-id]&auto_lang_priorities={"en":"en_AI"}